

TEL. 9575997, 9567298, 9554725

JANATA BANK LIMITED

For Previous Rate Sheet Click

PABX-575,

TREASURY DEPARTMENT

<https://goo.gl/URA0t4>

Mail: fxdeal@janatabank-bd.com

HEAD OFFICE, DHAKA

EID MUBARAK

Exchange Rate Circular - 170

INDICATIVE ONLY: Rates may vary in the

DATE: 17 Sep 2019

EFFECTIVE DATE: 17 Sep'19

same day

Tuesday

A) CROSS RATE OF SYD, TOK, HKG & S.E. ASIAN MARKETS AS ON 17/09/2019

	GBP/USD	EUR/USD	USD/JPY	USD/C.DLR	USD/S.FRA	AUD/USD
SELLING	1.2412	1.1014	108.1500	1.3247	0.9913	0.6880
BUYING	1.2411	1.1010	108.1800	1.3251	0.9916	0.6880

B) JANATA BANK LTD'S CASH

CURRENCY & T.C TO PUBLIC TK PER UNIT OF FOREIGN CURREN

SELLING	CURRENCY	BUYING	SELLING	CURRENCY	BUYING
86.2000	US Dollar	85.2000	22.5000	Saudi Riyal	21.4000
106.4000	G. B. Pound	102.7000	23.2000	UAE. Dirham	22.2000
94.8000	Euro	91.9000	20.9000	MAL.Ringit	19.9000
58.1000	Aus. Dollar	56.1000	1.2500	Indian Rupee	1.1700

BE SAME AS SELLING T.T.& O.D AND BUYING O.D. TRANSFER

C)	SELLING		NAME OF CURRENCY	BUYING			
	T.T.& O.D.	B.C.		T.T.CLEAN	T.T.DOC	O.D.SIGHT EXP.BILLS	O.D. TRANSFER
	84.4500	84.5000	US Dollar	83.7500	83.7000	83.6500	83.5300
	105.7648	105.9020	G. B. POUND	103.7056	103.3939	103.1912	102.7684
	94.8902	94.9732	EURO	92.6876	92.0086	91.9200	91.3514
	0.8034	0.8087	JP.YEN	0.7762	0.7693	0.7681	0.7653
	65.7775	65.9214	CAN.DLR	65.1553	64.9818	64.7878	64.4836
	85.7670	86.0272	SWISS.FRANC	84.4485	84.2578	84.0118	83.7657
	217.8343	217.9986	OMANIAN RIYAL	215.2355	215.0017	214.3682	213.0545
	11.0000	11.2852	H.K.DLR	10.6929	10.6814	10.6502	10.6190
	63.0397	64.5115	SING.DLR	62.7496		62.5070	60.8698
	2.7850	2.7960	THI.BAHT	2.7360		2.7251	2.7171
	20.3710	20.4282	MAL.RINGIT	20.0048		19.9249	19.8666
	23.1731	23.1812	UAE.DIRHAM			22.6776	22.6112
	22.6906	22.7486	SAUDI RIYAL			22.2073	22.1400
	22.8583	23.5101	QATAR RIYAL				22.1955
	279.0592	279.3579	KUWAIT DINAR				270.0000
	222.7500	222.8296	BAHRAIN DINAR				216.2947
	12.6478	12.9620	CHINESE YUAN				12.0680

D) USANCE RATE:	30 DAYS	60 DAYS	90 DAYS	120 DAYS	150 DAYS	180 DAYS
US Dollar	83.1515	82.6629	82.1744	81.6858	81.1973	80.7088
G. B. POUND	102.5863	101.9813	101.1171	100.7714	100.1665	99.5615
EURO	91.3793	90.8386	90.0662	89.7573	89.2166	88.6759

E) FORWARD RATE:		1 MONTH	2 MONTHS	3 MONTHS	6 MONTHS	1 YEAR
SELLING	US Dollar	84.9771	85.4241	85.9112	87.2724	0.0000
BUYING	US Dollar	84.0466	84.3432	84.6398	85.5297	0.0000


F) NFCD INTT RATE, EFFECT ON: 16.09.19 To 30.09.19	1 MONTH	3 MONTHS	6 MONTHS	12 MONTHS
US Dollar	1.77475	1.88938	1.82025	1.79913
G. B. POUND	0.46225	0.53463	0.59050	0.71213
EURO	0.00000	0.00000	0.00000	0.00000

G) LIBOR AS ON 16/09/2019, 60 DAYS 2.12338 90 DAYS 2.14513 180 DAYS 2.07800


H) INDICATIVE RATE OF 01 SDR, USD WITH NTL, CUR OF ACU MEMBERS AS IMF RATE 13/09/2019	IN.RS	N.RS	SL.RS	PK.RS	BD TK	USD
USD 1	71.9318	115.3667	183.5336	141.0620	84.1050	
SDR 1	98.7500	158.3787	251.9603	193.6540	115.4618	1.3728


IN CASE OF AUS. DOLLAR CASH RATE WILL BE USED FOR T.T ALSO

Rates mentioned in row C, D, E and F are applicable only for bank's own customers.

  
Md. Tufail Ahmed  
Officer  
Prepared By

  
Md. Mokhlesur Rahman  
SPO  
Checked By

  
M.M. Awrangzeb  
AGM  
Authorized Signature

  
Md. Tofazzal Hossain  
DGM  
Authorised Signature